




2023

PERFORMA TVRI



AREA PANEL NATIONAL URBAN

Data dengan “Source : Arianna-Nielsen/Indonesia National” merupakan data yang mencakup wilayah berikut:

AREA PELAPORAN	KABUPATEN/KOTA (CAKUPAN PANEL)
JAWA BAGIAN BARAT	DKI Jakarta, Serang (Kabupaten), Tangerang, Tangerang Selatan, Bogor (Kabupaten), Bogor (Kodya), Bekasi (Kabupaten), Bekasi (Kodya), Depok, Serang (Kodya), Pandeglang, Cilegon, Bandung (Kabupaten), Bandung (Kodya), Cimahi, Garut, Sukabumi, Karawang, Cianjur, Cirebon, Inderamayu, Bandung Barat, Sumedang
JAWA BAGIAN TIMUR	Surabaya, Malang, Jember, Sidoarjo, Pasuruan, Banyuwangi, Kediri, Gresik, Jombang, Lamongan, Blitar, Mojokerto, Tulungagung, Bangkalan, Malang, Pasuruan, Mojokerto
JAWA BAGIAN TENGAH	Semarang (Kabupaten), Semarang (Kodya), Sleman, Bantul, Yogyakarta, Surakarta, Brebes, Banyumas, Tegal, Jepara, Klaten, Demak, Kendal, Sukoharjo
KALIMANTAN	Pontianak, Kubu Raya, Kapuas, Palangkaraya, Samarinda, Kutai Kertanegara, Balikpapan, Tarakan, Banjarmasin

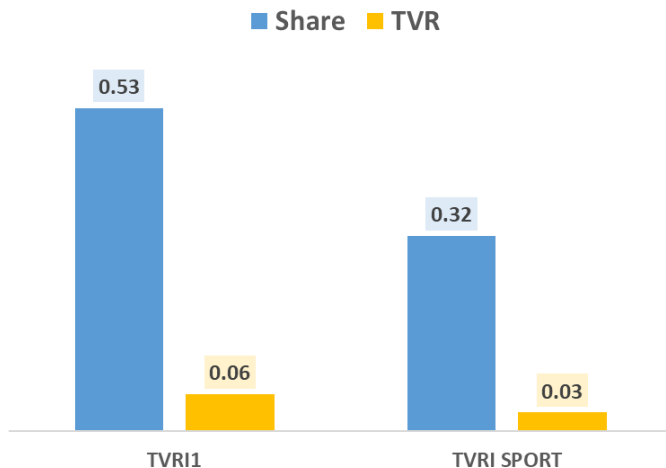
AREA PELAPORAN	KABUPATEN/KOTA (CAKUPAN PANEL)
BALI NUSRA	Lombok Tengah, Lombok Barat, Mataram, Kupang (Kabupatem), Kupang (Kodya), Denpasar (Kodya), Badung, Gianyar
SULAWESI	Gorontalo (Kabupaten), Gorontalo (Kodya), Polewali Mandar, Parigi Moutong, Palu, Kendari, Konawe Selatan, Konawe, Manado, Bitung, Makassar
SUMATERA BAGIAN UTARA	Aceh Besar, Banda Aceh, Deli Serdang, Langkat, Simalungun, Asahan, Medan
SUMATERA BAGIAN TENGAH	Batam, Tanjung Pinang, Bintan, Pekanbaru, Kampar, Pelalawan, Siak, Padang, Agam, Padang Pariaman, Tanah Datar
SUMATERA BAGIAN SELATAN	Bengkulu, Jambi, Muaro Jambi, Bangka, Pangkal Pinang, Lampung Timur, Bandar Lampung, Lampung Selatan, Palembang





PERFORMA TVRI NASIONAL & TVRI SPORT vs KOMPETITOR 2023

Variable	Share	TVR	000s	Reach 000s	AveTime/Viewer
TVRI1	0.53	0.06	67,147	5,583,469	0:17:15
TVRI SPORT	0.32	0.03	40,681	3,513,350	0:16:07




Share TVRI Nasional pada periode 2023 sebesar 0,53 dan rating 0,06.

Sedangkan untuk *share* TVRI Sport sebesar 0,32 dan rating 0,03.

TVR = TV Rating
000s = Rata-rata jumlah penonton
Reach 000s = Jumlah penonton yang tidak terduplikasi
ATV = Rata-rata lama menonton

*Target Penonton Total Individu

Source : Arianna-Nielsen/Indonesia National

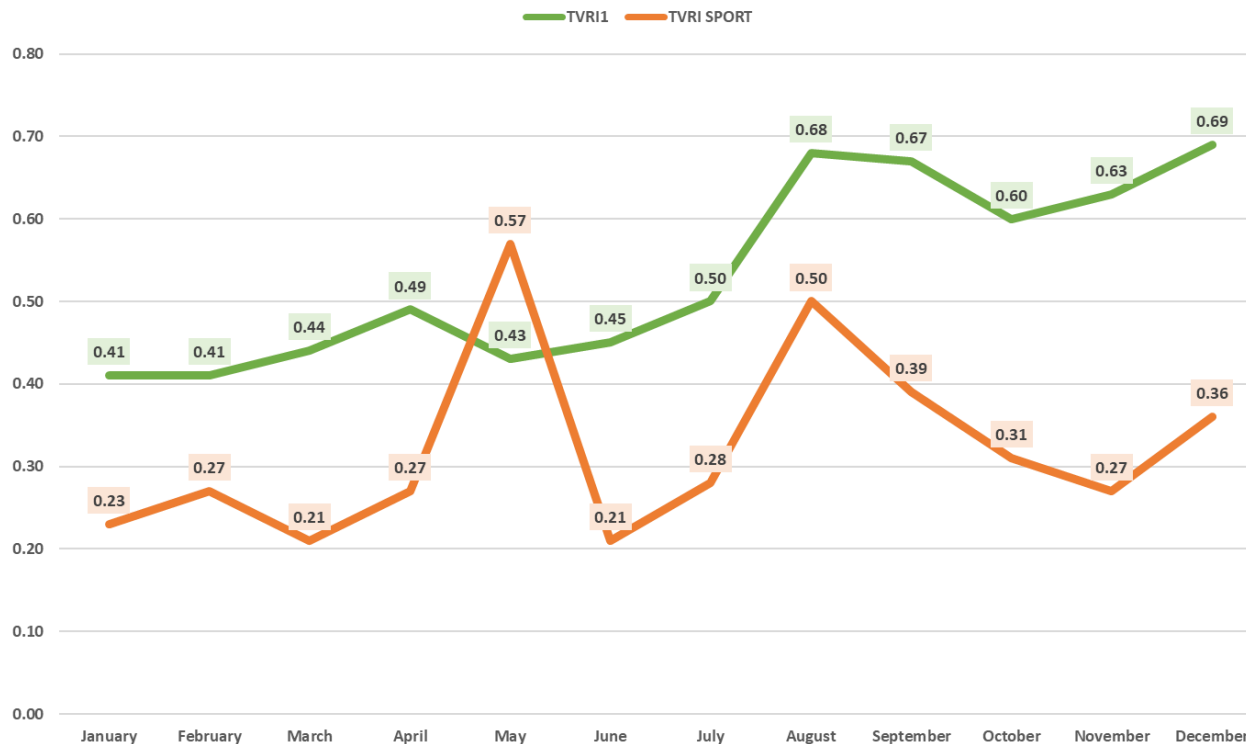




PERFORMA SHARE TVRI NASIONAL & TVRI SPORT vs KOMPETITOR *by month* 2023

Share TVRI Nasional tertinggi pada periode 2023 sebesar 0,69 di bulan Desember 2023.

Sedangkan untuk *share* TVRI Sport sebesar 0,57 di bulan Mei 2023.



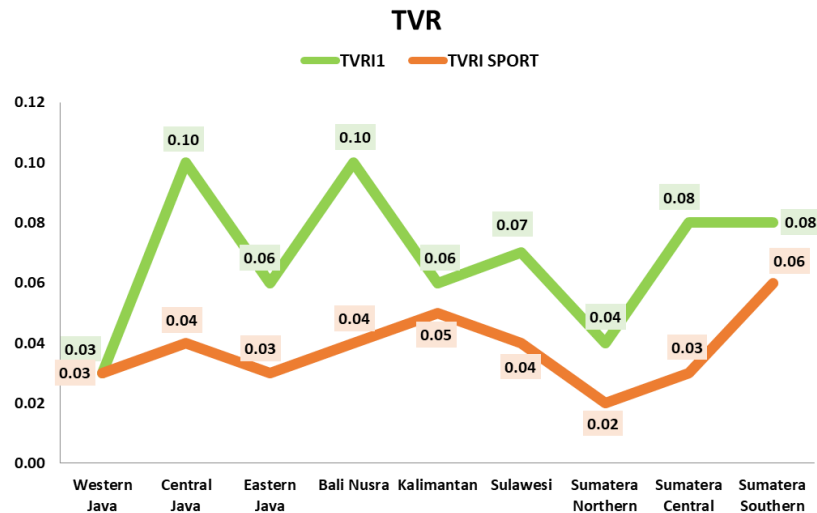
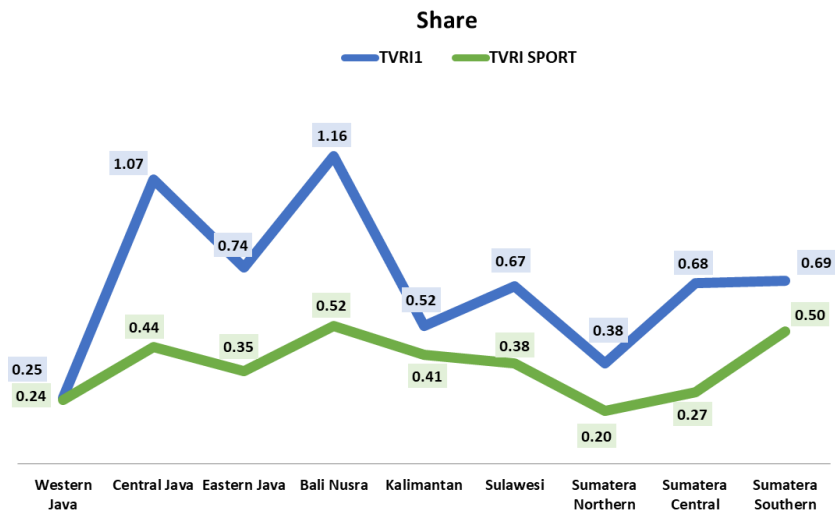
*Target Penonton Total Individu

Source : Arianna-Nielsen/Indonesia National



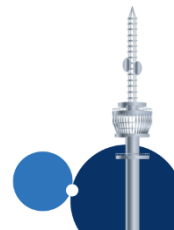
PERFORMA TVRI NASIONAL & TVRI SPORT *by area*

2023



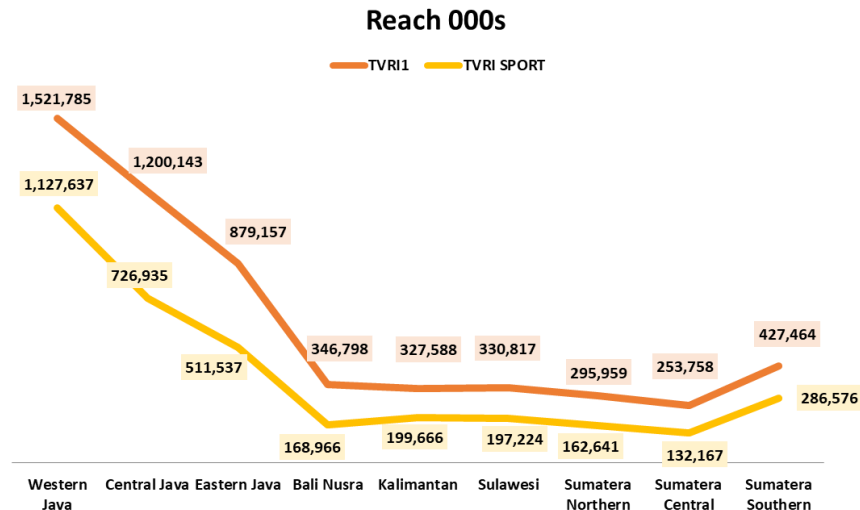
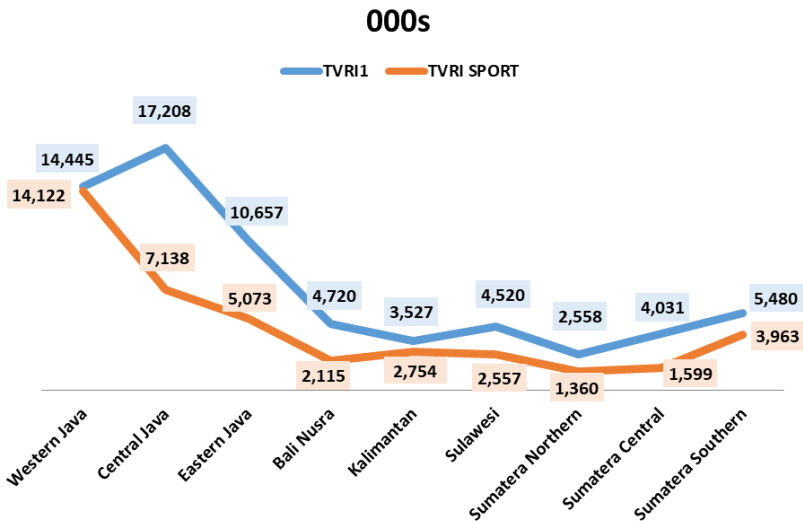
Share tertinggi TVRI Nasional periode 2023 di area Bali Nusra sebesar 1,16.

TVRI Sport share tertinggi di area Bali Nusra sebesar 0,52.




PERFORMA TVRI NASIONAL & TVRI SPORT *by area*

2023

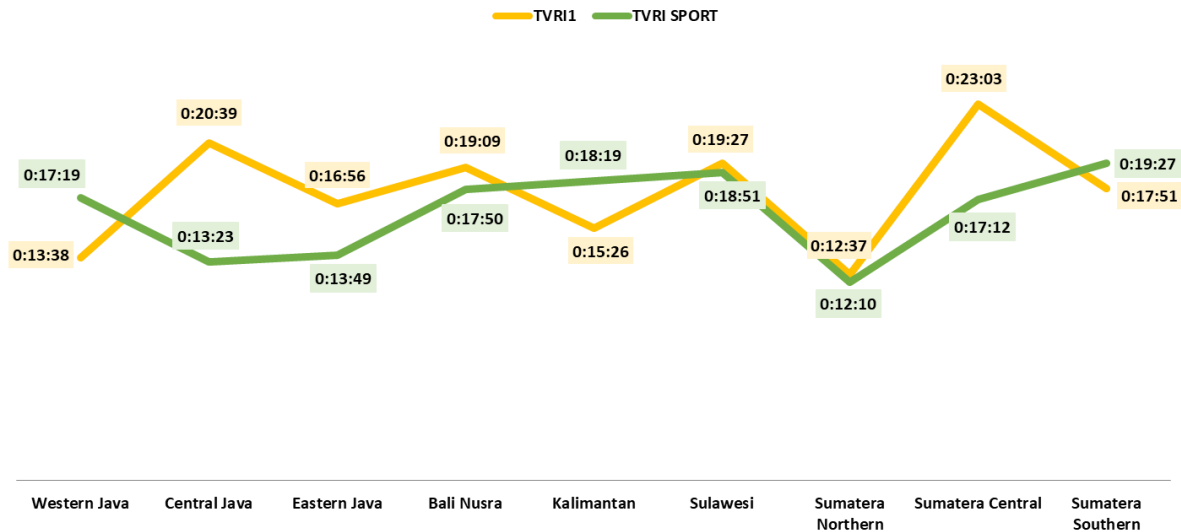


Rata-rata jumlah penonton tertinggi **TVRI Nasional** periode 2023 di **area Jawa Bagian Tengah** sebanyak **17.208** penonton. Sedangkan untuk **TVRI Sport** rata-rata jumlah penonton tertinggi di **area Jawa Bagian Barat** sebanyak **14.122** penonton.



PERFORMA TVRI NASIONAL & TVRI SPORT *by area* 2023

AveTime/Viewer



Rata-rata lama menonton tertinggi **TVRI Nasional** periode 2023 di **area Sumatera Bagian Tengah** selama **23 menit 3 detik**.
Sedangkan untuk **TVRI Sport** rata-rata lama menonton tertinggi di **area Sumatera Bagian Selatan** selama **19 menit 27 detik**.



Audience Profile

TVRI NASIONAL & TVRI SPORT *by Index*

2023

Variable	Index	
	TVRI1	TVRI SPORT
MALE	99	122
FEMALE	101	77
UPPER 1	79	75
UPPER 2	82	94
MIDDLE 1	96	101
MIDDLE 2	113	107
LOWER	110	102
5-9 YEARS	39	52
10-19 YEARS	44	67
20-29 YEARS	52	66
30-39 YEARS	53	77
40-49 YEARS	89	110
50+ YEARS	250	183
HOUSEWIFE	123	99
WHITE COLLAR	87	112
BLUE COLLAR	100	107
ENTREPRENUER	150	132
STUDENT	43	64
RETIRED/NOT WORK	140	114
ELEMENTRY NOT FINISH	76	73
ELEMENTARY	145	125
SECONDARY	97	93
HIGH SCHOOL	89	106
ACADEMY/UNIVERSITY	104	96

Karakteristik Penonton **TVRI Nasional** pada periode 2023 lebih banyak dilihat oleh:

- Perempuan
- SEC: *Middle 2* dan *Lower*
- Usia 50 tahun ke atas
- Ibu Rumah Tangga, Wirausahawan, dan Pensiunan
- Latar belakang Pendidikan: lulusan SD dan Diploma/Sarjana

Karakteristik Penonton **TVRI Sport** pada periode 2023 lebih banyak dilihat oleh:

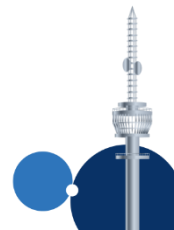
- Laki-laki
- SEC: *Middle* dan *Lower*
- Usia 40 tahun ke atas
- Pekerja Kerah Putih, Pekerja Kerah Biru, Wirausahawan, dan Pensiunan
- Latar belakang Pendidikan: lulusan SD dan SMA

SEC	Kepemilikan Rata-rata		
	Pengeluaran Percapita (Rp)	Sumber Air Minum	Bahan Bakar Memasak
Upper 1	1.836	Galon Bermerk	LPG 12 kg
Upper 2	1.254	Galon Bermerk	LPG 3 kg
Middle 1	873	Air Isi Ulang	LPG 3 kg
Middle 2	666	Sumur/Pompa Bor	LPG 3 kg
Lower	401	Sumur/Pompa Bor	LPG 3 kg

Index

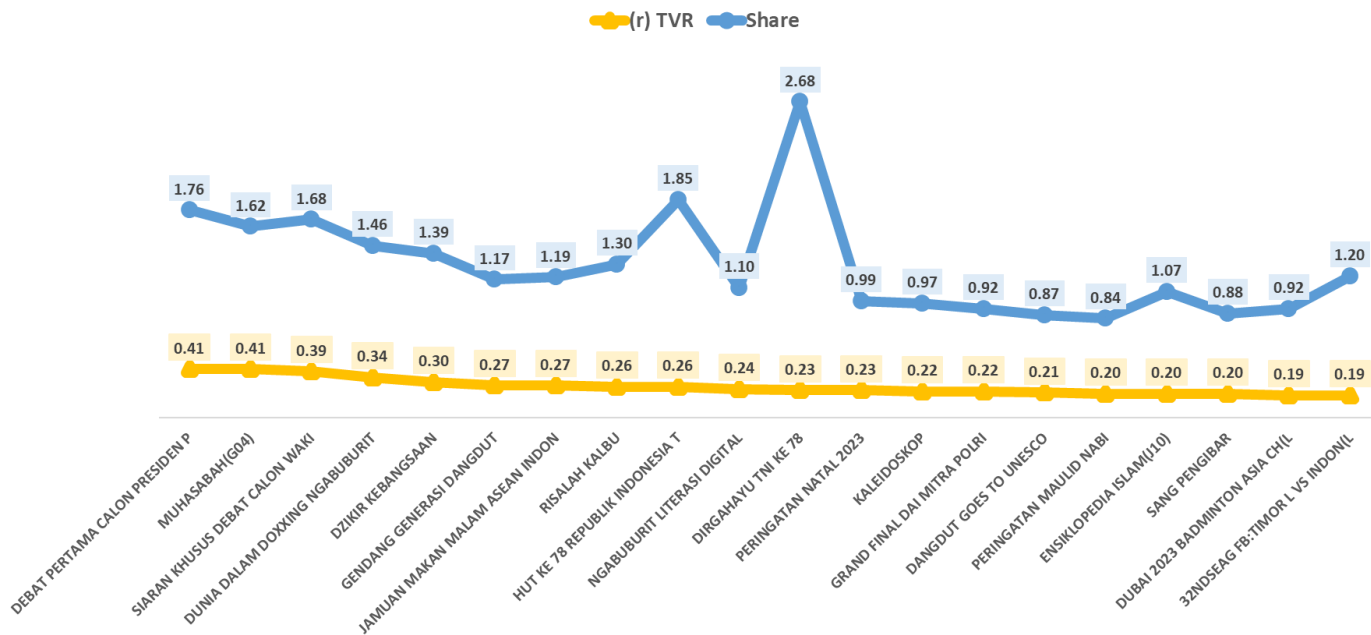
Rating Target : Rating Total Individual

Seberapa efektif suatu program dapat menjangkau target pemirsa




TOP 20 PROGRAM TVRI NASIONAL by TVR

2023



Pilihan penonton TVRI program yang banyak ditonton adalah
 “DEBAT PERTAMA CALON PRESIDEN P”






Top Program by Genre

TVRI

2023




Top Program Series:Drama/ TVRI / 2023

No	Description (grouped)	(r) TVR	Share	000s	Reach 000s	ATV
1	LOSMEN REBORN S4	0.14	0.56	159,340	1,028,646	0:09:04
2	GUEST HOUSE LOSMEN REBORN S4	0.13	0.53	142,084	987,914	0:08:30
3	LOSMEN	0.09	0.38	111,890	697,046	0:09:26
4	HARI KEMENANGAN(A01)	0.08	0.88	95,124	322,522	0:17:02
5	MENJEMPUT RIDHO MU	0.06	0.49	68,694	396,683	0:10:16
6	CINTA TAK HANYA KATA	0.06	0.45	63,297	263,032	0:07:21
7	NAMAKU EMILIA	0.05	0.44	62,874	417,735	0:08:58
8	#ADAKAH..? THE SERIES	0.03	0.27	32,189	121,303	0:06:40
9	KABAYAN MILENIAL	0.03	0.21	29,661	255,919	0:06:58
10	RUMAH CAHAYA	0.02	0.23	25,488	282,565	0:04:49

Top Program Series:Sitcom/Comedy/ TVRI / 2023

No	Description (grouped)	(r) TVR	Share	000s	Reach 000s	ATV
1	PB PENGEN BEKEN	0.07	0.61	85,283	476,468	0:10:07
2	DIKEJAR DEADLINE	0.05	0.41	64,483	480,768	0:07:48
3	SITKOM KERABAT KERJA TVRI SUMB	0.05	0.45	57,394	290,353	0:06:14
4	PT. BULE	0.02	0.50	18,520	86,678	0:13:37
5	ORANG KANTORAN	0.01	0.34	11,894	60,072	0:12:36



Top Program Movie:Drama/ TVRI / 2023


No	Description (grouped)	(r) TVR	Share	000s	Reach 000s	ATV
1	1A PINKY PROMISE	0.11	0.75	131,040	1,229,273	0:12:46
2	1B KETIKA BUNG DI ENDE	0.10	0.82	118,482	829,348	0:19:03
3	SINEMA(B01)	0.08	0.68	92,984	617,227	0:12:46
4	1A CHRISTMAS IN THE SMOKIES	0.03	0.25	37,783	582,020	0:07:47

Top Program Entertainment:Traditional / TVRI / 2023

No	Description (grouped)	(r) TVR	Share	000s	Reach 000s	ATV
1	GATOT KACA SABDA PARWA	0.10	1.03	106,517	563,035	0:17:04
2	WAYANG	0.08	0.71	85,139	404,722	0:12:34
3	KETHOPRAK	0.05	0.55	53,117	389,063	0:13:58
4	KETOPRAK	0.04	0.55	51,592	298,617	0:15:20
5	PENTAS BUDAYA	0.03	0.60	37,117	160,388	0:20:13

Top Program Entertainment:Light Entert / TVRI / 2023

No	Description (grouped)	(r) TVR	Share	000s	Reach 000s	ATV
1	OLAHRAGA TRADISIONAL	0.05	0.43	59,677	218,654	0:07:31



Top Program Entertainment:Music/ TVRI / 2023

No	Description (grouped)	(r) TVR	Share	000s	Reach 000s	ATV
1	GENDANG GENERASI DANGDUT	0.27	1.17	317,788	1,598,525	0:17:07
2	KITA PANCASILA	0.15	0.61	186,378	1,804,594	0:12:53
3	HARI MUSIK NASIONAL	0.12	0.46	139,843	1,142,073	0:14:28
4	KONSER TRIBUTE TO CHRISYE	0.11	0.63	123,544	874,038	0:12:45
5	IRAMA GAMBUS	0.10	0.58	119,261	669,114	0:10:31
6	SEMARAK 61 TVRI	0.10	0.39	101,926	974,888	0:06:50
7	KERONCONG	0.09	0.55	111,269	649,251	0:10:06
8	TANAHKU INDONESIA	0.09	0.58	108,567	361,334	0:08:22
9	MUSIC BOX	0.08	0.71	97,279	620,337	0:09:24
10	KENANGAN MASA	0.08	0.46	89,862	572,545	0:09:27

Top Program Entertainment:Variety Show/ TVRI / 2023

No	Description (grouped)	(r) TVR	Share	000s	Reach 000s	ATV
1	JAMUAN MAKAN MALAM ASEAN INDON	0.27	1.19	293,161	1,091,757	0:16:02
2	WAYANG AJEN	0.14	1.19	147,072	602,857	0:14:24
3	D'TERAS	0.13	0.73	149,897	750,742	0:11:46
4	RUMUS KEREN RUMAH MUSIK INDONE	0.12	0.48	138,499	1,225,121	0:10:16
5	BERSAMA MERAWAT NEGERI	0.09	0.36	102,495	613,275	0:10:27
6	BINTANG ANDALAS 2023	0.07	0.59	76,323	571,940	0:11:39
7	RUMUS KEREN RUMAH MSK I SPS IM	0.07	0.27	76,577	889,094	0:07:39
8	HARI INDAH NESIA	0.06	0.74	72,586	596,425	0:11:18
9	COD CANDA OF THE DAY	0.05	0.41	55,639	329,231	0:10:21
10	HIGHLIGHT FINAL PANGGUNG TALEN	0.04	0.40	44,612	296,228	0:09:03

TVR = TV Rating

000s = Rata-rata jumlah penonton

Reach 000s = Jumlah penonton yang tidak terduplikasi

ATV = Rata-rata lama menonton

*Target Penonton Total Individu

Source : Arianna-Nielsen/Indonesia National



Top Program Entertainment:Quiz/ TVRI / 2023

No	Description (grouped)	(r) TVR	Share	000s	Reach 000s	ATV
1	DEMOKRASI DM KREATIF GENERASI	0.04	0.33	48,619	484,711	0:09:23

Top Program Entertainment:Comedy/ TVRI / 2023

No	Description (grouped)	(r) TVR	Share	000s	Reach 000s	ATV
1	SENJA GURAU RAMADHAN	0.17	1.09	204,047	1,023,600	0:11:27
2	KAMPUNG AMBYAR	0.07	0.53	80,478	424,775	0:11:30
3	SENJA GURAU	0.07	0.51	76,346	560,684	0:07:51
4	SEBLAK TAHUN BARU	0.05	0.32	57,444	490,592	0:07:01
5	SOS SHOW	0.01	0.55	12,638	54,699	0:11:12

Top Program Entertainment:Talkshow/ TVRI / 2023

No	Description (grouped)	(r) TVR	Share	000s	Reach 000s	ATV
1	BIKIN ASIK AJA	0.11	0.61	124,712	793,336	0:09:20
2	PLAYLIST	0.09	0.52	97,271	722,998	0:07:55
3	KONGKOW ON THE AIR	0.01	0.33	14,701	72,230	0:12:01


Top Program Entertainment:Talent Search/ TVRI / 2023

No	Description (grouped)	(r) TVR	Share	000s	Reach 000s	ATV
1	GRAND FINAL DAI MITRA POLRI	0.22	0.92	256,937	1,230,935	0:10:37

TVR = TV Rating
 000s = Rata-rata jumlah penonton
 Reach 000s = Jumlah penonton yang tidak terduplikasi
 ATV = Rata-rata lama menonton

*Target Penonton Total Individu

Source : Arianna-Nielsen/Indonesia National



Top Program Children:Series Anim/Puppet/ TVRI /2023

No	Description (grouped)	(r) TVR	Share	000s	Reach 000s	ATV
1	PETUALANGAN BERSAMA BAPAK JOKO	0.04	0.50	48,538	105,570	0:06:22
2	BENJAMIN THE ELEPHANT	0.03	0.37	36,113	124,135	0:08:15
3	STONE AGE THE LEGENDARY PET	0.03	0.34	33,921	121,575	0:08:17
4	KONG KING OF THE APES	0.03	0.32	29,985	107,798	0:07:56
5	STEAM	0.03	0.31	29,892	119,042	0:07:25
6	MADEMOISELLE ZAZIE	0.02	0.29	29,159	112,877	0:07:42
7	PAULA AND FRIENDS	0.02	0.27	28,391	108,777	0:08:02

Top Program Children:Music/Variety/Light Entertainment/ TVRI / 2023

No	Description (grouped)	(r) TVR	Share	000s	Reach 000s	ATV
1	SANA SINI SENANG	0.04	0.40	50,346	215,815	0:14:00
2	OPERET ANAK TIMUN MAS	0.04	0.49	45,761	474,024	0:08:44
3	BUAH HATIKU SAYANG(D08)	0.04	0.27	42,740	400,950	0:06:20

Top Program Children:Edutainment/ TVRI / 2023

No	Description (grouped)	(r) TVR	Share	000s	Reach 000s	ATV
1	ANAK INDONESIA(D09)	0.04	0.43	48,050	198,756	0:07:14
2	MENGGAMBAR	0.02	0.25	24,355	101,111	0:06:29



Top Program Information:TalkShow/ TVRI / 2023

No	Description (grouped)	(r) TVR	Share	000s	Reach 000s	ATV
1	EKSIL WNI YANG TAK BISA PULANG	0.17	0.71	180,541	1,312,025	0:12:07
2	BUNGA KHATULISTIWA	0.15	0.61	169,863	940,809	0:10:29
3	TALKSHOW LITERASI DIGITAL	0.13	0.56	155,708	885,859	0:10:29
4	BEHIND THE SCENE(E03)	0.13	0.63	156,942	798,768	0:11:07
5	INDONESIA RAYA JELAJAH SAINS	0.13	0.54	148,482	757,525	0:07:41
6	SPELIAL HARI IBU ADA SURGA DI	0.12	0.77	145,697	1,426,574	0:09:20
7	WARUNG	0.11	0.51	131,341	1,014,661	0:07:37
8	REFLEKSI AKHIR TAHUN	0.10	0.56	119,115	1,023,516	0:08:50
9	SOBAT MILENIAL	0.10	0.46	113,962	423,182	0:07:35
10	DEMI KONTEN	0.07	0.42	83,349	650,689	0:07:32

Top Program Information:Documentary/TVRI / 2023

No	Description (grouped)	(r) TVR	Share	000s	Reach 000s	ATV
1	KALEIDOSKOP	0.22	0.97	267,790	1,593,213	0:12:49
2	SANG PENGIBAR	0.20	0.88	238,990	1,117,500	0:12:50
3	MARI BERSAMA DPRD MEMBANGUN JA	0.17	0.99	173,494	493,508	0:11:42
4	INDONESIA BERGERAK	0.16	0.72	184,665	622,021	0:08:36
5	MATA	0.13	0.64	156,938	591,400	0:07:37
6	BEHIND THE SCENE	0.13	0.64	156,190	448,022	0:09:39
7	POLITIK +62	0.13	0.71	141,214	494,874	0:08:21
8	BANGGA BUATAN INDONESIA(E04)	0.12	0.54	145,981	493,282	0:08:20
9	OASE INDONESIA	0.12	0.58	143,875	544,164	0:07:42
10	SPORT TRAVELERS	0.10	0.78	113,495	380,557	0:09:47

TVR = TV Rating


000s = Rata-rata jumlah penonton

Reach 000s = Jumlah penonton yang tidak terduplikasi

ATV = Rata-rata lama menonton

*Target Penonton Total Individu

Source : Arianna-Nielsen/Indonesia National



Top Program Information:TV Magazine/ TVRI / 2023

No	Description (grouped)	(r) TVR	Share	000s	Reach 000s	ATV
1	JENDELA NEGERI	0.04	0.45	42,507	244,192	0:10:16
2	INOVATOR	0.04	0.31	41,931	184,219	0:06:33
3	REPORTASE WEEKEND	0.03	0.29	38,703	187,894	0:06:14

Top Program Information:Skill/Hobbies/ TVRI / 2023


No	Description (grouped)	(r) TVR	Share	000s	Reach 000s	ATV
1	DAPUR DEVINA	0.04	0.42	49,104	193,036	0:07:38
2	OTOSCREEN	0.02	0.44	27,319	94,508	0:10:38

Top Program Information:Travel/Lifestyle/Leisure/ TVRI / 2023

No	Description (grouped)	(r) TVR	Share	000s	Reach 000s	ATV
1	EXPLORE JAWA TIMUR	0.04	0.32	44,540	189,394	0:06:54
2	JELAJAH(E11)	0.03	0.25	32,241	167,950	0:05:38

Top Program News:Special News / TVRI / 2023

No	Description (grouped)	(r) TVR	Share	000s	Reach 000s	ATV
1	BREAKING NEWS(F03)	0.07	0.59	80,811	804,257	0:11:37
2	INFO TERKINI(F03)	0.05	0.46	55,892	240,557	0:07:11
3	PILIHAN RAKYAT(F03)	0.03	0.31	37,231	249,020	0:10:43



Top Program News:Hard News/ TVRI / 2023

No	Description (grouped)	(r) TVR	Share	000s	Reach 000s	ATV
1	DUNIA DALAM BERITA	0.18	0.82	212,454	685,828	0:09:20
2	JURNAL KTT ASEAN INDONESIA 202	0.18	0.73	202,594	685,272	0:08:21
3	KLIK INDONESIA PETANG	0.13	0.64	157,467	942,212	0:10:20
4	LAPORAN INTERNASIONAL	0.09	0.49	110,974	401,746	0:08:09
5	SKETSA PEMILU	0.09	0.58	102,589	657,619	0:09:25
6	BREAKING NEWS(NEWS)	0.07	0.73	81,741	1,496,889	0:13:34
7	KLIK INDONESIA PAGI	0.06	0.93	74,196	329,739	0:13:55
8	PILIHAN RAKYAT	0.05	0.48	62,941	397,363	0:07:51
9	KLIK INDONESIA SIANG	0.05	0.41	57,269	385,472	0:09:02
10	INFO TERKINI(F04)	0.05	0.44	54,054	113,706	0:06:19

Top Program News:TalkShow / TVRI / 2023

No	Description (grouped)	(r) TVR	Share	000s	Reach 000s	ATV
1	DEBAT PERTAMA CALON PRESIDEN P	0.41	1.76	494,228	4,518,119	0:28:42
2	SIARAN KHUSUS DEBAT CALON WAKI	0.39	1.68	473,048	4,238,074	0:29:51
3	1TH OPERASI MILITER KHUSUS RUS	0.16	0.63	191,487	809,172	0:11:58
4	FOKUS TERKINI	0.13	0.53	151,551	1,203,739	0:11:03
5	INDONESIA BICARA	0.11	0.46	132,775	807,545	0:09:35
6	PETA POLITIK NASIONAL	0.10	0.41	118,438	780,990	0:08:47
7	SANG KANDIDAT	0.10	0.48	116,826	886,505	0:07:43
8	DARI PAPUA BARAT BICARA DEMOKR	0.08	0.52	101,038	492,557	0:11:27
9	DIALOG KEBHINNEKAAN	0.08	0.53	86,470	803,563	0:11:41
10	BINCANG(F05)	0.07	0.29	87,045	504,506	0:09:04

TVR = TV Rating

000s = Rata-rata jumlah penonton

Reach 000s = Jumlah penonton yang tidak terduplikasi

ATV = Rata-rata lama menonton

*Target Penonton Total Individu

Source : Arianna-Nielsen/Indonesia National




Top Program News:Feature/ TVRI / 2023

No	Description (grouped)	(r) TVR	Share	000s	Reach 000s	ATV
1	TOPIK	0.13	0.53	151,236	481,410	0:09:04
2	MATA HATI(F06)	0.05	0.57	63,443	211,950	0:09:20

Top Program Religious:Special Event/TVRI / 2023

No	Description (grouped)	(r) TVR	Share	000s	Reach 000s	ATV
1	DZIKIR KEBANGSAAN	0.30	1.39	363,517	1,648,599	0:17:00
2	PERINGATAN NATAL 2023	0.23	0.99	274,524	2,026,459	0:14:46
3	PERINGATAN MAULID NABI	0.20	0.84	221,637	1,182,525	0:11:31
4	PERINGATAN ISRA' MI'RAJ	0.18	0.70	216,991	1,070,151	0:15:32
5	PELAKSANAAN SALAT IDUL FITRI	0.18	3.11	216,425	1,023,951	0:16:14
6	SHALAT IDUL ADHA	0.09	1.32	114,340	962,246	0:12:07
7	PERAYAAN NATAL NASIONAL	0.08	0.32	94,918	1,315,408	0:07:40
8	GEMA TAKBIR	0.08	0.41	95,112	561,688	0:09:42
9	PUNCAK HAJI 1444H WUKUF ARAFAH	0.08	0.65	96,570	621,766	0:12:43
10	PERINGATAN NUZULUL QUR'AN	0.07	0.29	78,905	713,703	0:07:06



Top Program Religious:Preach/Dialog /TVRI / 2023

No	Description (grouped)	(r) TVR	Share	000s	Reach 000s	ATV
1	MUHASABAH(G04)	0.41	1.62	490,051	1,133,631	0:07:05
2	NGABUBURIT LITERASI DIGITAL	0.24	1.10	285,697	710,701	0:08:36
3	CINTA RASUL	0.09	0.60	99,666	711,320	0:11:23
4	SHALAT JUM'AT	0.07	0.63	85,129	330,624	0:13:48
5	SERAMBI	0.05	1.48	63,095	287,262	0:19:33
6	KAJIAN ISLAMI	0.04	0.29	41,384	313,848	0:07:55
7	KAJIAN ISLAMI BUYA ARRAZY HASY	0.03	0.29	41,457	274,902	0:08:54
8	MISA	0.03	0.26	36,035	314,708	0:06:47
9	MIMBAR AGAMA	0.02	0.18	22,056	129,150	0:05:04

Top Program Sport:Journal/highlights /TVRI / 2023

No	Description (grouped)	(r) TVR	Share	000s	Reach 000s	ATV
1	TVRI SPORT MALAM	0.06	0.70	66,654	149,488	0:12:11
2	TVRI SPORT	0.04	0.41	51,145	240,658	0:07:07
3	MONITOR OLAH RAGA	0.04	0.51	45,809	157,576	0:09:30
4	SPIRIT	0.03	0.30	38,262	207,350	0:05:22
5	NETTING	0.03	0.30	36,468	160,266	0:07:33
6	RUMAH BULU TANGKIS	0.02	0.19	25,416	155,428	0:04:59

TVR = TV Rating

000s = Rata-rata jumlah penonton

Reach 000s = Jumlah penonton yang tidak terduplikasi

ATV = Rata-rata lama menonton

*Target Penonton Total Individu

Source : Arianna-Nielsen/Indonesia National



Top Program Sport:Match/TVRI / 2023

No	Description (grouped)	(r) TVR	Share	000s	Reach 000s	ATV
1	DUBAI 2023 BADMINTON ASIA CH(L	0.19	0.92	230,874	1,498,191	0:19:08
2	32NDSEAG FB:TIMOR L VS INDON(L	0.19	1.20	229,481	1,079,920	0:26:08
3	32NDSEAG FB:INDONESIA VS MYA(L	0.16	1.04	195,337	1,067,384	0:23:31
4	BADMINTON ASIA MIXED TEAM CH(L	0.15	1.13	183,632	1,533,480	0:34:12
5	EFL:MIDDLESBROUGH VS WATFORD(L	0.09	0.63	100,617	983,585	0:15:32
6	EFL:BIRMINGHAM C VS PRESTON(L	0.08	0.59	90,158	1,064,575	0:12:20
7	EFL:MIDDLESBROUGH VS PRESTON(L	0.08	0.57	93,757	1,125,813	0:12:13
8	EFL:WIGAN A VS HUDDERSFIELD(L	0.07	0.56	86,383	862,306	0:15:46
9	COPPA ITALIA:LAZIO VS BOLOGN(L	0.07	1.62	80,658	297,643	0:37:45
10	COPPA ITALIA:JUVENTUS VS INT(L	0.07	0.90	84,890	486,846	0:20:23

Top Program Sport:Exercise/TVRI / 2023

No	Description (grouped)	(r) TVR	Share	000s	Reach 000s	ATV
1	I YOGA	0.03	0.26	31,773	252,279	0:06:19

Top Program Sport:Special Event/TVRI / 2023

No	Description (grouped)	(r) TVR	Share	000s	Reach 000s	ATV
1	CAMBODIA 2023 32ND SEA GAMES	0.13	0.73	154,604	1,632,286	0:13:57



Top Program Special:Special Event / TVRI / 2023

No	Description (grouped)	(r) TVR	Share	000s	Reach 000s	ATV
1	HUT KE 78 REPUBLIK INDONESIA T	0.26	1.85	268,410	2,433,936	0:24:31
2	DIRGAHAYU TNI KE 78	0.23	2.68	271,987	1,667,501	0:33:49
3	DANGDUT GOES TO UNESCO	0.21	0.87	251,983	1,142,593	0:21:03
4	MALAM ANUGERAH GATRA KENCANA	0.19	0.88	221,677	2,532,322	0:13:09
5	PANCASILA JIWAKU!	0.18	0.76	225,569	1,594,889	0:16:47
6	18TH ASIA MEDIA SUMMIT BALI BE	0.18	0.74	219,984	1,567,497	0:16:50
7	PERINGATAN KESAKTIAN PANCASILA	0.16	1.83	190,739	543,837	0:12:24
8	SEMANGAT SAMBUT 2024 DOA BERSA	0.16	1.04	196,539	1,473,294	0:15:49
9	KONSER TVRI 61 TERUS BERKARYA	0.15	0.61	158,473	1,928,491	0:12:08
10	TERANG NATAL UNTUK INDONESIA	0.14	0.65	173,669	1,596,609	0:09:47

Top Program Filler:News / TVRI / 2023

No	Description (grouped)	(r) TVR	Share	000s	Reach 000s	ATV
1	PILIHAN RAKYAT(J01)	0.15	1.13	183,852	315,926	0:06:05
2	BREAKING NEWS	0.07	0.49	86,973	155,879	0:04:11
3	INFO TERKINI	0.05	0.45	53,670	76,226	0:02:22
4	SERUNYA MUDIK 2023	0.03	0.16	31,763	126,840	0:02:54
5	MENUJU PEMILU 2024(J01)	0.01	0.18	15,621	18,746	0:04:33

TVR = TV Rating

000s = Rata-rata jumlah penonton

Reach 000s = Jumlah penonton yang tidak terduplikasi

ATV = Rata-rata lama menonton

*Target Penonton Total Individu

Source : Arianna-Nielsen/Indonesia National



Top Program Filler:Music / TVRI / 2023

No	Description (grouped)	(r) TVR	Share	000s	Reach 000s	ATV
1	MALAM SERIBU BULAN(J03)	0.16	2.15	194,215	306,827	0:06:53
2	FILLER(J03)	0.05	0.48	60,121	113,366	0:04:08

Top Program Filler:Others/ TVRI / 2023

No	Description (grouped)	(r) TVR	Share	000s	Reach 000s	ATV
1	DUNIA DALAM DOXXING NGABUBURIT	0.34	1.46	414,100	880,023	0:04:48
2	RISALAH KALBU	0.26	1.30	307,594	463,504	0:06:27
3	ENSIKLOPEDIA ISLAM(J10)	0.20	1.07	237,529	412,186	0:05:55
4	WAKIL RAKYAT BICARA SAWIT	0.12	0.57	144,345	224,191	0:03:17
5	JEJAK PARA RASUL(J10)	0.07	0.62	84,491	171,695	0:05:43
6	MATA HATI(J10)	0.06	0.54	79,551	131,893	0:01:05
7	KONG KING OF THE APES(J10)	0.06	0.70	65,660	156,368	0:04:49
8	INSPIRASI INDONESIA	0.05	0.49	56,157	119,127	0:03:30
9	MEMBANGUN JALAN PENDIDIKAN UNT	0.05	0.56	58,053	96,167	0:06:01
10	PESONA INDONESIA	0.05	0.42	56,340	107,789	0:04:57

TVR = TV Rating

000s = Rata-rata jumlah penonton

Reach 000s = Jumlah penonton yang tidak terduplikasi

ATV = Rata-rata lama menonton

*Target Penonton Total Individu

Source : Arianna-Nielsen/Indonesia National

